

Southeast Delco School District
Continuity of Education and Planned Instruction
May 18 – May 22

Special: **Art**

Teacher: Ms. Tara Chambers, Mrs. Christine Hall, Miss Riley Patrone

Email the completed work to **YOUR** art teacher at the following email-

Sharon Hill School- tchambers@sedelco.org

Harris School- chall@sedelco.org

Delcroft School- rpatrone@sedelco.org

Grade: 8

Resources: Paper/notebook paper, Pencil, Crayons (optional), Markers (optional).

Optional videos-Kids Educational video-Modern Day Logos and Icons-YouTube


Graphic Design for Kids-YouTube

Lesson- *See the pages to follow.*

LOGO Design



Take a look at some company logos. What logos do you recognize? Do you have a favorite logo? Why is it your favorite? Take a look at some familiar logos.






Some student YouTube sketches.

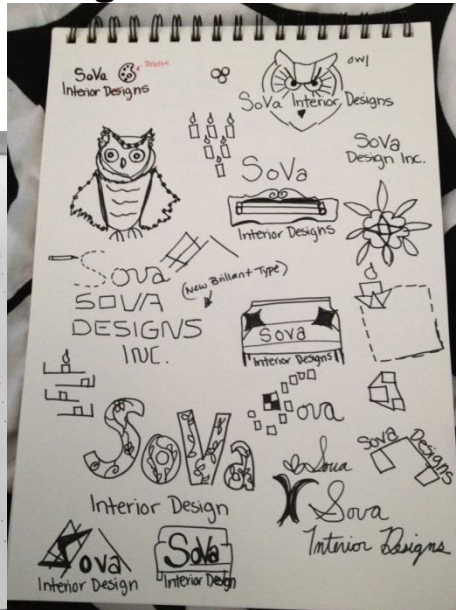

Think about the art elements used: line, shape, and color. Think about a logo you really like and what elements of art stand out to you: lines, color, or shape for that logo?



May you begin an idea with a letter in your name and then add a symbol.



Sketching ideas for a logo design.



App Logos



Think about or draw some logo sketches. What makes your logo stand out? Did you add color or a symbol to your design? Would love to see your ideas!

