

Southeast Delco School District
Continuity of Education and Planned Instruction
May 11 – May 15

Special: **Art**

Teacher: Tara Chambers, Christine Hall, Riley Patrone

Email the completed work to **YOUR** art teacher at the following email-

Sharon Hill School- tchambers@sedelco.org

Harris School-

Delcroft School-

Grade: 2

Resources: paper, pencil, eraser, crayons or markers to color,

Lesson- see the pages to follow

What is Symmetry?

You can see symmetry in many things all around you, in your house, in nature and in math! Here are some examples from nature or in your home.




Symmetrical Shapes are found in math


When you draw a line down the middle of each shape, each side is identical.

GO ahead and try it! Draw a vertical line through the middle of each shape.

Vertical-line that goes from ceiling to floor.




Butterflies go through a transformation called metamorphosis which is also know as its life stages.



Assignment-

Using the butterfly template, draw several shapes and lines to make the butterfly symmetrical. Make sure you are trying your best at making the shapes the same size and in the same place on each butterfly wing.

If you have crayons or markers you can color in the shapes and trace over the lines BUT make sure the shapes and lines are colored in the same so your butterfly is symmetrical.



SYMMETRY

Draw the other half of each symmetrical shape.

Example:

